



WHSCL - Individual Standings (after race 2 of 5)

Varsity Girls

<u>Place</u>	<u>Name / Race</u>	<u>Team</u>	<u>Place</u>	<u>Bonus</u>	<u>Points</u>	<u>Count?</u>
1	 Lauren Lackman	Wausau Composite	Series Total -		1,140	
	011 NICA # 1 - Minooka Mania (Waukesha)		2		565	Y
	012 NICA # 2 - Nordic Navigator (Mt. Morris)		1		575	Y
2	Mckenna Dwyer	Cam-Rock Comp	Series Total -		1,121	
	011 NICA # 1 - Minooka Mania (Waukesha)		3		556	Y
	012 NICA # 2 - Nordic Navigator (Mt. Morris)		2		565	Y
3	Emma Osborne	Ozaukee Composite	Series Total -		1,103	
	011 NICA # 1 - Minooka Mania (Waukesha)		4		547	Y
	012 NICA # 2 - Nordic Navigator (Mt. Morris)		3		556	Y
4	Makayla Niggemann	Portage County Comp	Series Total -		1,086	
	011 NICA # 1 - Minooka Mania (Waukesha)		5		539	Y
	012 NICA # 2 - Nordic Navigator (Mt. Morris)		4		547	Y
5	Bergen Anderson	Wausau East	Series Total -		1,070	
	011 NICA # 1 - Minooka Mania (Waukesha)		6		531	Y
	012 NICA # 2 - Nordic Navigator (Mt. Morris)		5		539	Y
6	Hanna Mork	Wausau Composite	Series Total -		575	
	011 NICA # 1 - Minooka Mania (Waukesha)		1		575	Y

WHSCL - Individual Standings (after race 2 of 5)

Junior Varsity Girls

<u>Place</u>	<u>Name / Race</u>	<u>Team</u>	<u>Place</u>	<u>Bonus</u>	<u>Points</u>	<u>Count?</u>
1	 Leah Fletcher	Mukwanago HS	Series Total -		1,080	
	011 NICA # 1 - Minooka Mania (Waukesha)		1		540	Y
	012 NICA # 2 - Nordic Navigator (Mt. Morris)		1		540	Y
2	Ally Jordens	SPASH	Series Total -		1,060	
	011 NICA # 1 - Minooka Mania (Waukesha)		2		530	Y
	012 NICA # 2 - Nordic Navigator (Mt. Morris)		2		530	Y
3	Brooklyn Waldner	La Crosse Composite	Series Total -		1,042	
	011 NICA # 1 - Minooka Mania (Waukesha)		3		521	Y
	012 NICA # 2 - Nordic Navigator (Mt. Morris)		3		521	Y
4	Erin Vanderschaaf	Marquette HS	Series Total -		1,024	
	011 NICA # 1 - Minooka Mania (Waukesha)		4		512	Y
	012 NICA # 2 - Nordic Navigator (Mt. Morris)		4		512	Y
5	Lauren Duhm		Series Total -		1,000	
	011 NICA # 1 - Minooka Mania (Waukesha)		6		496	Y
	012 NICA # 2 - Nordic Navigator (Mt. Morris)		5		504	Y
5	Janneke Bannink	Shorewood Greyhounds	Series Total -		1,000	
	011 NICA # 1 - Minooka Mania (Waukesha)		5		504	Y
	012 NICA # 2 - Nordic Navigator (Mt. Morris)		6		496	Y
7	Natalie Emerson	SPASH	Series Total -		962	
	011 NICA # 1 - Minooka Mania (Waukesha)		7		488	Y
	012 NICA # 2 - Nordic Navigator (Mt. Morris)		9		474	Y
7	Alexis Pырchalla	Rhinelande HS	Series Total -		962	
	011 NICA # 1 - Minooka Mania (Waukesha)		9		474	Y
	012 NICA # 2 - Nordic Navigator (Mt. Morris)		7		488	Y
9	Emma Hjelle	Rhinelande HS	Series Total -		948	
	011 NICA # 1 - Minooka Mania (Waukesha)		8		481	Y
	012 NICA # 2 - Nordic Navigator (Mt. Morris)		10		467	Y
10	Alexis Brooks	Westosha Comp	Series Total -		927	
	011 NICA # 1 - Minooka Mania (Waukesha)		10		467	Y
	012 NICA # 2 - Nordic Navigator (Mt. Morris)		11		460	Y
11	Olivia Dreger	Wausau Composite	Series Total -		914	
	011 NICA # 1 - Minooka Mania (Waukesha)		11		460	Y
	012 NICA # 2 - Nordic Navigator (Mt. Morris)		12		454	Y
12	Lindsay Bons	Menomonee Falls HS	Series Total -		890	
	011 NICA # 1 - Minooka Mania (Waukesha)		12		454	Y
	012 NICA # 2 - Nordic Navigator (Mt. Morris)		15		436	Y
13	Ashley Pernsteiner	Cambridge HS	Series Total -		884	
	011 NICA # 1 - Minooka Mania (Waukesha)		15		436	Y
	012 NICA # 2 - Nordic Navigator (Mt. Morris)		13		448	Y
13	Mackenzie Schmidt	Menomonee Falls HS	Series Total -		884	
	011 NICA # 1 - Minooka Mania (Waukesha)		14		442	Y
	012 NICA # 2 - Nordic Navigator (Mt. Morris)		14		442	Y

* Override Points



WHSCL - Individual Standings (after race 2 of 5)

Junior Varsity Girls

<u>Place</u>	<u>Name / Race</u>	<u>Team</u>	<u>Place</u>	<u>Bonus</u>	<u>Points</u>	<u>Count?</u>
15	Abbey Dahlseng	SPASH		Series Total -	481	
	012 NICA # 2 - Nordic Navigator (Mt. Morris)		8		481	Y
16	Zoe Bockhorst	Shorewood Greyhounds		Series Total -	448	
	011 NICA # 1 - Minooka Mania (Waukesha)		13		448	Y
17	Jennifer Kubowski	Portage County Comp		Series Total -	430	
	012 NICA # 2 - Nordic Navigator (Mt. Morris)		16		430	Y
17	Diana Flores	MKE MTB Composite		Series Total -	430	
	011 NICA # 1 - Minooka Mania (Waukesha)		16		430	Y

WHSCL - Individual Standings (after race 2 of 5)


Sophomore Girls

<u>Place</u>	<u>Name / Race</u>	<u>Team</u>	<u>Place</u>	<u>Bonus</u>	<u>Points</u>	<u>Count?</u>
1	 Johanna Marie Craig	Rhineland NW Comp	Series Total -		990	
	011 NICA # 1 - Minooka Mania (Waukesha)		1		500	Y
	012 NICA # 2 - Nordic Navigator (Mt. Morris)		2		490	Y
1	 Madelyn Anderson	South Eau Claire	Series Total -		990	
	011 NICA # 1 - Minooka Mania (Waukesha)		2		490	Y
	012 NICA # 2 - Nordic Navigator (Mt. Morris)		1		500	Y
3	Ava Shively	LaCrosse Central HS	Series Total -		953	
	011 NICA # 1 - Minooka Mania (Waukesha)		4		472	Y
	012 NICA # 2 - Nordic Navigator (Mt. Morris)		3		481	Y
3	Jacey Johnson	Marquette HS	Series Total -		953	
	011 NICA # 1 - Minooka Mania (Waukesha)		3		481	Y
	012 NICA # 2 - Nordic Navigator (Mt. Morris)		4		472	Y
5	Minh Tyler	Marshfield	Series Total -		920	
	011 NICA # 1 - Minooka Mania (Waukesha)		6		456	Y
	012 NICA # 2 - Nordic Navigator (Mt. Morris)		5		464	Y
6	Avery Luebke	La Crosse Composite	Series Total -		912	
	011 NICA # 1 - Minooka Mania (Waukesha)		5		464	Y
	012 NICA # 2 - Nordic Navigator (Mt. Morris)		7		448	Y
7	Josalin Kumm	Portage County Comp	Series Total -		904	
	011 NICA # 1 - Minooka Mania (Waukesha)		7		448	Y
	012 NICA # 2 - Nordic Navigator (Mt. Morris)		6		456	Y
8	Megan Gleisner	Cam-Rock Comp	Series Total -		441	
	011 NICA # 1 - Minooka Mania (Waukesha)		8		441	Y
9	Nina Keller	Madison West HS	Series Total -		434	
	011 NICA # 1 - Minooka Mania (Waukesha)		9		434	Y

* Override Points

WHSCL - Individual Standings (after race 2 of 5)

Freshman Girls

<u>Place</u>	<u>Name / Race</u>	<u>Team</u>	<u>Place</u>	<u>Bonus</u>	<u>Points</u>	<u>Count?</u>
1	 Kylie Welker	Westosha Comp	Series Total -		1,000	
	011 NICA # 1 - Minooka Mania (Waukesha)		1		500	Y
	012 NICA # 2 - Nordic Navigator (Mt. Morris)		1		500	Y
2	Eliana Malnourie	Hayward Comp	Series Total -		980	
	011 NICA # 1 - Minooka Mania (Waukesha)		2		490	Y
	012 NICA # 2 - Nordic Navigator (Mt. Morris)		2		490	Y
3	Paula Urban	Westosha Comp IL	Series Total -		944	
	011 NICA # 1 - Minooka Mania (Waukesha)		4		472	Y
	012 NICA # 2 - Nordic Navigator (Mt. Morris)		4		472	Y
4	Abby Gowan	Cambridge HS	Series Total -		937	
	011 NICA # 1 - Minooka Mania (Waukesha)		3		481	Y
	012 NICA # 2 - Nordic Navigator (Mt. Morris)		6		456	Y
5	Kylie Kraye	Sauk Prairie HS	Series Total -		929	
	011 NICA # 1 - Minooka Mania (Waukesha)		7		448	Y
	012 NICA # 2 - Nordic Navigator (Mt. Morris)		3		481	Y
6	Megan Seiler	Mukwanago HS	Series Total -		928	
	011 NICA # 1 - Minooka Mania (Waukesha)		5		464	Y
	012 NICA # 2 - Nordic Navigator (Mt. Morris)		5		464	Y
7	Gwyneth Lowry	Rhineland HS	Series Total -		882	
	011 NICA # 1 - Minooka Mania (Waukesha)		8		441	Y
	012 NICA # 2 - Nordic Navigator (Mt. Morris)		8		441	Y
8	Antonia Gengler	Sauk Prairie Comp	Series Total -		876	
	011 NICA # 1 - Minooka Mania (Waukesha)		6		456	Y
	012 NICA # 2 - Nordic Navigator (Mt. Morris)		11		420	Y
9	Lexi Jorgensen	Mukwanago HS	Series Total -		868	
	011 NICA # 1 - Minooka Mania (Waukesha)		9		434	Y
	012 NICA # 2 - Nordic Navigator (Mt. Morris)		9		434	Y
10	Kilyn Brabant	Green Bay Composite	Series Total -		862	
	011 NICA # 1 - Minooka Mania (Waukesha)		12		414	Y
	012 NICA # 2 - Nordic Navigator (Mt. Morris)		7		448	Y
11	Annie Purisch	Lake Mills HS	Series Total -		847	
	011 NICA # 1 - Minooka Mania (Waukesha)		11		420	Y
	012 NICA # 2 - Nordic Navigator (Mt. Morris)		10		427	Y
12	Aryana Knudson	Green Bay Composite	Series Total -		816	
	011 NICA # 1 - Minooka Mania (Waukesha)		13		408	Y
	012 NICA # 2 - Nordic Navigator (Mt. Morris)		13		408	Y
12	Madeline Patton	Lake Mills HS	Series Total -		816	
	011 NICA # 1 - Minooka Mania (Waukesha)		14		402	Y
	012 NICA # 2 - Nordic Navigator (Mt. Morris)		12		414	Y
14	Emily Kay	Rice Lake HS	Series Total -		427	
	011 NICA # 1 - Minooka Mania (Waukesha)		10		427	Y

* Override Points

WHSCL - Individual Standings (after race 2 of 5)

Freshman Girls

<u>Place</u>	<u>Name / Race</u>	<u>Team</u>	<u>Place</u>	<u>Bonus</u>	<u>Points</u>	<u>Count?</u>
15	Liberty Jonland	Wausau Composite		Series Total -	396	
011	NICA # 1 - Minooka Mania (Waukesha)		15		396	Y